

Bed Transfer: Log Roll Method

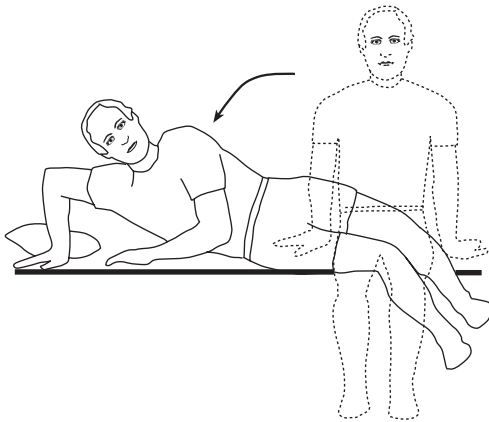
University of
Pittsburgh
Medical Center

Information
for Patients

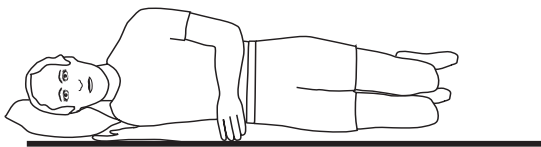
This sheet will tell you how to safely get in and out of bed.

Getting into bed

1. Sit on your bed, closer to the head of the bed than to the foot of the bed.
2. Scoot back onto the bed as far as you can.
3. Lower yourself onto your side using your arms to help guide and control your body. (See picture below.) At the same time, bend your knees and pull your legs onto the bed.

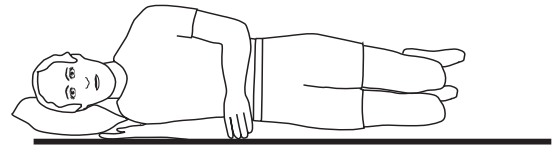
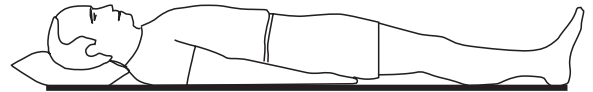


4. Keep your knees bent. Roll onto your back. Keep your shoulders and hips together as a unit as you roll. Think of yourself as a rolling log.

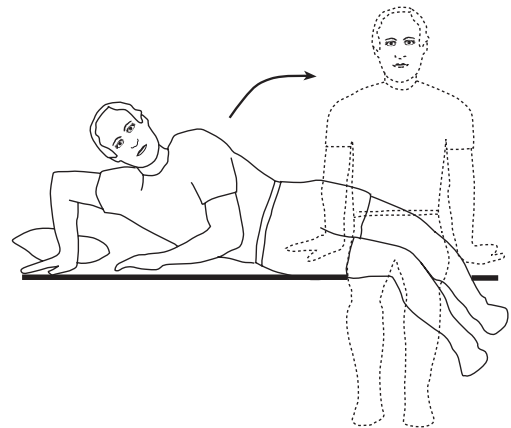


Getting out of bed

1. While lying on your back, bend your knees.
2. Roll onto your side. Keep your shoulders and hips together as a unit as you roll. (See picture below.)



3. Place your bottom hand underneath your shoulder. Place your top hand in front of you at chest level. (See picture below.) Slowly raise your body as you lower your legs toward the floor.



continued

BED TRANSFER: LOG ROLL METHOD

If you have trouble getting in and out of bed

- Try using the other side of the bed.
- Try switching the head and foot of your bed. (Switch your pillows to the other end of the bed.)
- Place a pillow between your knees when rolling.
- Once you sit up, wait a few seconds before standing.

Note: Your therapist may show you different ways to get in and out of bed depending on your situation. Follow the instructions you are given.

*University of
Pittsburgh
Medical Center
Information
for Patients*



UPMC

University of Pittsburgh Medical Center
Center 2003

Pittsburgh, PA, USA
www.upmc.com

© University of Pittsburgh Medical Center 2003
SYS211860 EJD/JAW ORIG 12/03
Form # 6899-82190-1203

For help in finding a doctor or health service that suits your needs, call the UPMC Referral Service at 412-647-UPMC (8762) or 800-533-UPMC (8762).

The University of Pittsburgh Medical Center is an equal opportunity employer. Policy prohibits discrimination or harassment on the basis of race, color, religion, national origin, ancestry, sex, age, marital status, familial status, sexual orientation, disability, or veteran status. Further, UPMC will continue to support and promote equal employment opportunity, human dignity, and racial, ethnic, and cultural diversity. This policy applies to admissions, employment, and access to and treatment in UPMC programs and activities. This commitment is made by UPMC in accordance with federal, state, and/or local laws and regulations.

This information is not intended to be used as a substitute for professional medical advice, diagnosis, or treatment. You should not rely entirely on this information for your health care needs. Ask your own doctor or health care provider any specific medical questions that you have.