

Total Hip Replacement Precautions

Weight-bearing status: _____

University of
Pittsburgh
Medical Center
Information
for Patients

Continue to use the following guidelines until your doctor tells you otherwise.

In general:

Avoid bending past 90 degrees.

Avoid twisting your leg in or out.

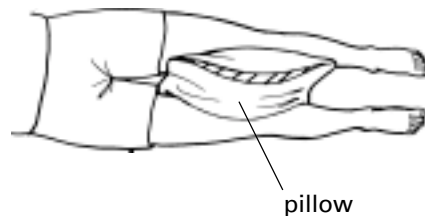
Avoid crossing your legs.

Lying

- Lie on your back while resting in bed. Keep a pillow between your thighs to prevent your knees from touching.



- You must have a pillow between your thighs if you lie on your side.



Transfers

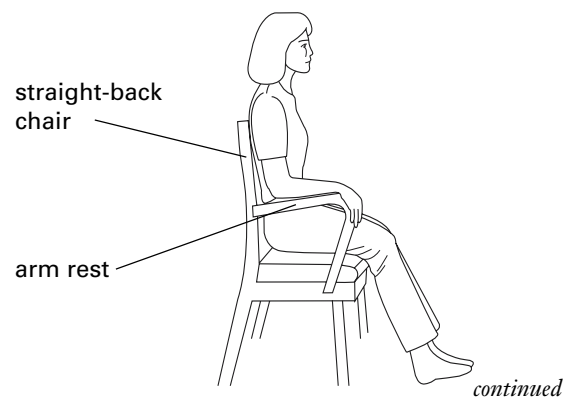
- Scoot to the edge of the bed or chair before standing.



- Keep your involved leg in front of the other when getting up from a chair or bed.
- **Avoid** low beds.

Sitting

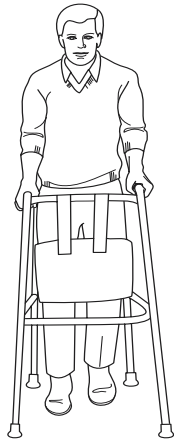
- Sit in chairs higher than knee height.
- Sit in a firm, straight-back chair with arm rests.
- **DO NOT** sit on soft chairs, rocking chairs, sofas, or stools.



continued

Walking

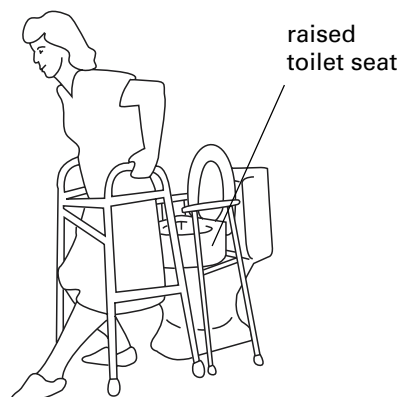
- Continue to use your walker, crutches, or cane until your doctor tells you otherwise.



- Wear well-fitting shoes with non-skid soles.
- Get up and move around every hour. Take short, frequent walks.
- Be careful on uneven ground or wet surfaces.
- Maintain your weight-bearing status as instructed until your doctor or therapist tells you otherwise.
- **Avoid** pivoting on your operated leg. Take small steps when turning.

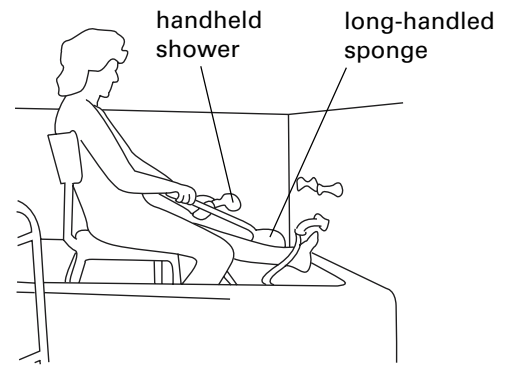
Toileting

- Use a raised toilet seat at or above knee height.
- **Avoid** twisting during personal hygiene.



Bathing

- Take sponge baths or purchase a tub bench. You may use a walk-in shower.



- **DO NOT** bend or reach for the tub controls.
- **DO NOT** bend or squat to wash your legs and feet. Use long-handled equipment to reach them.
- **DO NOT** sit in the bottom of a regular bathtub; use a tub seat or bench.

Dressing

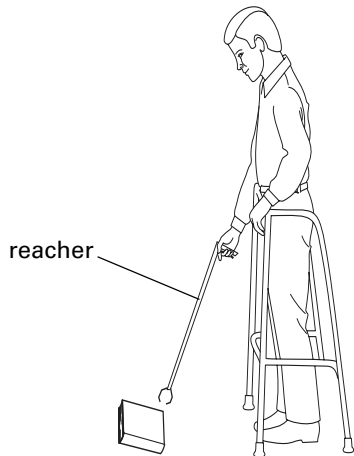
- Use long-handled equipment to get dressed.



- Sit down when passing clothing over your feet.
- **DO NOT** bend over, raise your legs, or cross your legs when you get dressed.

Household chores

- Use long-handled reachers, mops, brooms, or dustpans to do simple chores that would involve bending, stooping, or twisting (such as washing floors, dusting low tables, or making beds).



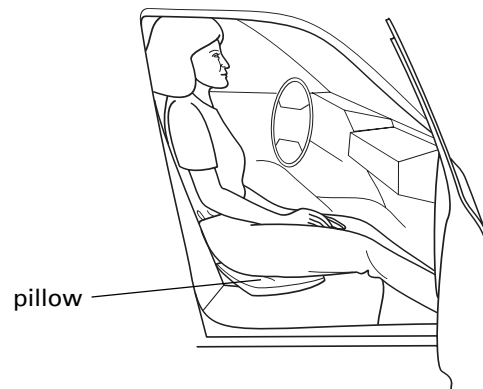
- **DO NOT** bend to pick up objects from the floor. Use a long-handled reacher.
- **DO NOT** run the vacuum cleaner or sweeper.
- Use a rolling cart to transport items.



- Place commonly used items above knee level or on the top shelf of your refrigerator.
- Slide items along the kitchen counter.
- Sit while preparing food.

Riding in a car

- **DO NOT** drive until your doctor says you may.
- **DO NOT** enter your car while standing on a curb or step.
- **Avoid** long car rides. Get up and walk around every two hours.
- **Avoid** cars with deep bucket seats or low seats. Sit on a pillow to raise the seat height.



Sexual relations

Do not feel that you have to avoid sexual relations. You do need to take certain precautions concerning your position. Discuss this with your doctor or therapist.

**University of
Pittsburgh
Medical Center**

*Information
for Patients*



UPMC

University of Pittsburgh
Medical Center

Pittsburgh, PA, USA
www.upmc.com

© University of Pittsburgh Medical
Center 2003
SYS10659 ED/SZ REV 03/03
Form # 5489-7660-0502

For help in finding a doctor or health service that suits your needs, call the UPMC Referral Service at 412-647-UPMC (8762) or 1-800-533-UPMC (8762).

The University of Pittsburgh Medical Center is an equal opportunity employer. Policy prohibits discrimination or harassment on the basis of race, color, religion, national origin, ancestry, sex, age, marital status, familial status, sexual orientation, disability, or veteran status. Further, UPMC will continue to support and promote equal employment opportunity, human dignity, and racial, ethnic, and cultural diversity. This policy applies to admissions, employment, and access to and treatment in UPMC programs and activities. This commitment is made by UPMC in accordance with federal, state, and/or local laws and regulations.

This information is not intended to be used as a substitute for professional medical advice, diagnosis, or treatment. You should not rely entirely on this information for your health care needs. Ask your own doctor or health care provider any specific medical questions that you have.